


My Heritage: “_____ Jewish History”



If we know where we came from, we may better know where to go. If we know who we came from, we may better understand who we are

Students will conduct a research project and present it to the class.

Slide #1

- What is your heritage?
- Identity? Describe who you are & identity circle.
American, _____, Jew- Which one do you identify most with? Or most important to you? List 1st, 2nd, last and explain why.
- How much do you care about your heritage? (1-100)
Explain why it's important for you.

Slide #2

- “All About a Country” Map & research basic info about your country of origin. (language, population, religion...)



ISRAEL

Land Area
20,330 square kilometers
(7,849 square miles)

Coastline
273 kilometers (170 miles)

Nationality
Israeli

Population
(1992 estimate)
4,748,059

Largest Cities
(1989 Israeli statistics)

Tel Aviv-Yafo 317,800	Bat Yam 133,100
West Jerusalem 245,000	Rishon LeZiyyon 123,800
Haifa 222,600	Netanya 117,800
Holon 146,100	Ramat Gan 115,700
Petaḥ Tiqwa 133,600	Beersheba 113,200

Type of Government
Republic

Chief of State
President Chaim Herzog

Language
Hebrew, Arabic, English

Religion
82% Jewish, 14% Muslim (Sunni majority),
2% Christian, 2% Druze and other

Literacy
92%

International Airports
Elat, Jerusalem, Ovda (near Yotvata),
Tel Aviv-Yafo (Ben Gurion)

Time
+2 hours Coordinated Universal Time
+7 hours Eastern Standard Time

Slide #3

- Interview project
- What was culture like for a Syrian Jew **living in Syria**? Provide short summary.
- What is culture like for a Syrian Jew **living in the U.S.**? Provide short summary.
- Compare & contrast life in country of origin vs life in U.S.

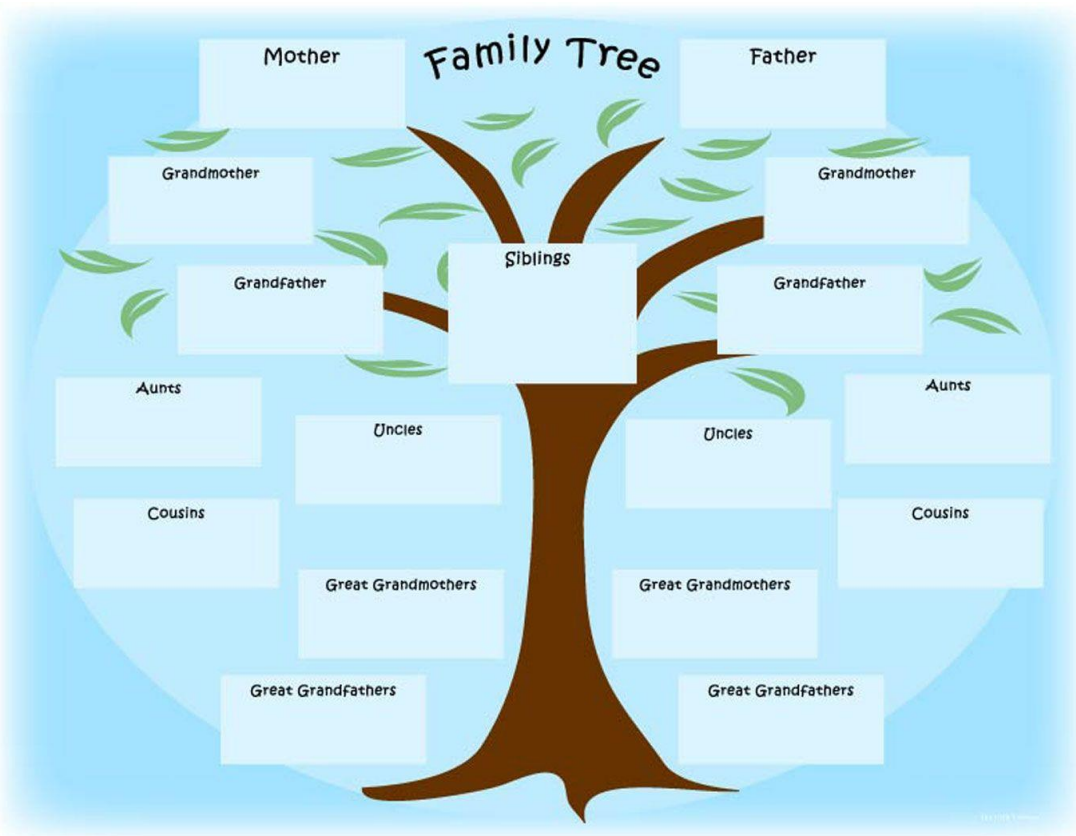


1. Who was the first ancestor in your family to immigrate? When?
2. What was the specific reason why your ancestors immigrated?
3. What was the name of the ship and the port of entry?
4. What were the names of the cities or towns in the United States to which your relatives immigrated?
5. What occupations did your immigrant ancestors have when they first arrived?
6. What were the special family traditions that have been handed down?
7. If you immigrated to the United States, what is your name? Where and when were you born?
8. What do you know about your family name? Has it undergone any changes?
9. What was the journey like?
10. Which family members came along and/or stayed behind?
11. What were some of your first impressions and early experiences in this country?
12. What languages do you speak? Do you speak a different language in different settings, such as home, school, or work?
13. What are some of your childhood memories?
14. What games did you play when you were a child?
15. How are holidays traditionally celebrated in your family?
16. What special food tradition does your family have? Have any recipes been preserved and passed down in your family from generation to generation? (Include the recipe.)
17. What family heirlooms or keepsakes and mementos do you possess?



Slide #4

- Create a family tree (write country born in, d.o.b. and maiden name) going back to at least great grand-parents (you may go back further)- you choose father or mother side.



Slide #5

- Show & Tell: present a Syrian food
 - Describe it (ingredients? recipe? occasions for eating it?)



Slide #6

- Music: Find 1 song from your country of origin, play it to the class (20-30 seconds), translate its lyrics and meaning



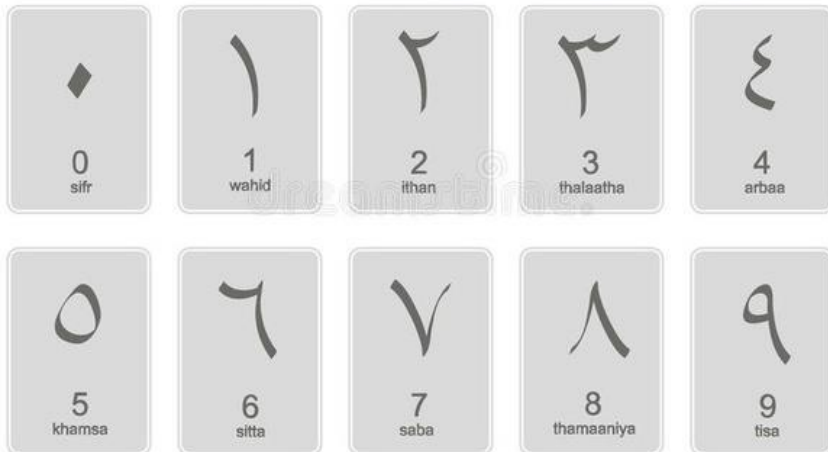
Slide #8

- Learn some of your Heritage alphabet & numbers
- Students will learn how to write their names in origin language

А Б В Г Д Е
 Ё Ж З И Й К
 Л М Н О П Р
 С Т У Ф Х Ц
 Ч Ш Щ Ъ Ы Ь
 Э Ю Я

Ила

Arabic numbers



		separate	final	middle	init	kb
ܐܰܠܦܰ	ܐܰܠܦܰ	ܐ	ܐ	ܐ	ܐ	' 1
ܒܰܬܰ	ܒܰܬܰ	ܒ	ܒ	ܒ	ܒ	b, β 2
ܓܰܡܰܠܰ	ܓܰܡܰܠܰ	ܓ	ܓ	ܓ	ܓ	g, γ 3
ܕܰܠܰܬܰ	ܕܰܠܰܬܰ	ܕ	ܕ	ܕ	ܕ	d, δ 4
ܚܰ	ܚܰ	ܚ	ܚ	ܚ	ܚ	h 5
ܘܰܘܰܘܰ	ܘܰܘܰܘܰ	ܘ	ܘ	ܘ	ܘ	v, w 6
ܙܰܝܰܢܰ	ܙܰܝܰܢܰ	ܙ	ܙ	ܙ	ܙ	z 7
ܟܰܬܰܟܰܬܰ	ܟܰܬܰܟܰܬܰ	ܟ	ܟ	ܟ	ܟ	ch, ḥ 8
ܬܰܬܰܬܰܬܰ	ܬܰܬܰܬܰܬܰ	ܬ	ܬ	ܬ	ܬ	t 9
ܝܰܘܰܝܰܘܰܝܰ	ܝܰܘܰܝܰܘܰܝܰ	ܝ	ܝ	ܝ	ܝ	y 10
ܟܰܦܰܟܰܦܰܟܰ	ܟܰܦܰܟܰܦܰܟܰ	ܟ	ܟ	ܟ	ܟ	k, χ 20
ܠܰܡܰܡܰܠܰܡܰ	ܠܰܡܰܠܰܡܰܠܰܡܰ	ܠ	ܠ	ܠ	ܠ	l 30
ܡܰܡܰܡܰܡܰܡܰ	ܡܰܡܰܠܰܡܰܠܰܡܰ	ܡ	ܡ	ܡ	ܡ	m 40
ܢܰܢܰܢܰܢܰܢܰ	ܢܰܢܰܢܰܢܰܢܰ	ܢ	ܢ	ܢ	ܢ	n 50
ܫܰܫܰܫܰܫܰܫܰ	ܫܰܫܰܫܰܫܰܫܰ	ܫ	ܫ	ܫ	ܫ	s 60
ܥܰܥܰܥܰܥܰܥܰ	ܥܰܥܰܥܰܥܰܥܰ	ܥ	ܥ	ܥ	ܥ	' 70
ܦܰܦܰܦܰܦܰܦܰ	ܦܰܦܰܦܰܦܰܦܰ	ܦ	ܦ	ܦ	ܦ	p, f 80
ܩܰܩܰܩܰܩܰܩܰ	ܩܰܩܰܩܰܩܰܩܰ	ܩ	ܩ	ܩ	ܩ	q 90
ܩܰܦܰܩܰܩܰܩܰܩܰ	ܩܰܦܰܩܰܩܰܩܰܩܰ	ܩ	ܩ	ܩ	ܩ	q 100
ܪܰܪܰܪܰܪܰܪܰ	ܪܰܪܰܪܰܪܰܪܰ	ܪ	ܪ	ܪ	ܪ	r 200
ܫܰܫܰܫܰܫܰܫܰܫܰ	ܫܰܫܰܫܰܫܰܫܰܫܰ	ܫ	ܫ	ܫ	ܫ	sh, š 300
ܬܰܬܰܬܰܬܰܬܰܬܰܬܰ	ܬܰܬܰܬܰܬܰܬܰܬܰܬܰ	ܬ	ܬ	ܬ	ܬ	t, θ 400

fonts used:
 - Serto Malankara
 - Estrangeio Takada

ܐܰܠܦܰ

JK 2010, after Eb. Nestle
 version 1.2
 Keyboard: Logos Syriac